

# Bicycle, Motorcycle and Pedestrian Safety

## Key Messages

This electronic toolkit is a road safety resource intended to educate and inform Ontarians on bicycle, motorcycle and pedestrian safety.

The contents of this toolkit are shareable.



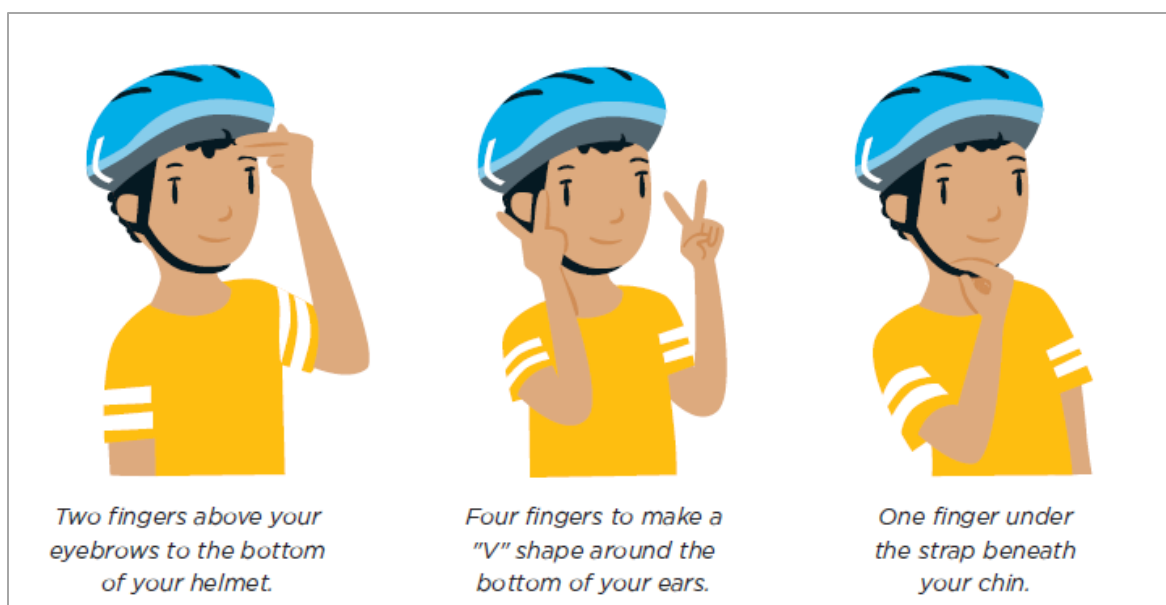
### Safe behaviours for pedestrians:

- Cross at marked crosswalks, crossovers or intersections.
- Activate the pedestrian signal by pressing the button, where available.
- Make eye contact if possible with drivers before you step into the street.
- Look around you in all directions to ensure the way is clear to cross.
- If no sidewalks are available, walk as far to the left side as possible, facing oncoming traffic.



### Safe behaviours for cyclists:

- Wear an approved helmet. Use the 2V1 technique to correctly adjust your helmet.
- Use hand and arm signals to communicate your intentions to other road users.
- Ride on the right-hand side of the road.
- In urban areas, ride in a straight line at least one metre away from parked vehicles.
- On rural roads, travel as close as possible to the right edge of the road.
- Cyclists must have their lights on half an hour before sunset to half an hour after sunrise, or any other time they cannot see or be seen clearly.



### The 2V1 Technique

# Bicycle, Motorcycle and Pedestrian Safety



## Safe behaviours for motorcyclists:

- Ride slightly to the left of centre of the lane when in the right lane, and slightly to the right in the left lane.
- Try to keep a cushion of space around your motorcycle for safety.
- Ride defensively, don't assume drivers can see you. Avoid driving in another driver's blind spot.
- Take extra care and reduce speeds in unfavourable conditions such as high winds, and heavy rain.
- Wear an approved helmet when riding.
- Motorcycle lights must be on half an hour before sunset to half an hour after sunrise, or any other time you cannot see or be seen clearly.

## Safe behaviours for all pedestrian, cyclists and motorcyclists



- Be alert. Avoid distractions like earphones and electronic devices.
- Wearing bright or light-coloured clothing or reflective elements will increase your visibility, especially at dusk and in low-light conditions.
- Be extra careful at intersections and respect signs and signals.
- Make eye contact with other road users when possible.
- Always signal your intentions.

## Safe behaviours for all drivers:



- Obey lowered speed limits and be alert in school and community safety zones, residential areas, and any other area where children could be walking, cycling or playing.
- Be patient, some pedestrians may require more time to cross the road.
- Use your turn signals. Check for pedestrians and cyclists in your right mirror and over your shoulder before turning right.
- Check twice for pedestrians, cyclists and motorcyclists when turning left.
- Pass cyclists safely. Leave at least one metre when passing or wait for a safe gap in traffic to do so.
- Always check all blind spots for motorcyclists before changing lanes.
- Once parked, try using your right hand to open the door to check your mirrors and blindspots for cyclists.

# Bicycle, Motorcycle and Pedestrian Safety

## Penalties

### Penalties for drivers who endanger pedestrians

Offence	Fine*	Demerit Points	Other Penalties
<b>Failing to yield at pedestrian crosswalks, school crossings, and crossovers</b>	Up to \$1,000	4	N/A
<b>Running a red light</b>	Up to \$1,000	3	N/A
<b>Failure to stop for a school bus</b>	<b>First offence:</b> Up to \$2,000 <b>Each following offence:</b> Up to \$4,000	6	May result in imprisonment for up to 6 months
<b>Failure to remain at scene of collision</b>	Up to \$2,000	7	May result in imprisonment for up to 6 months and/or a two-year licence suspension

\*Fines are doubled in Community Safety Zones— near schools and public areas. These areas are clearly marked with signs.

### Penalties for Careless Driving Causing Death or Bodily Harm

Licence Suspension	Fines	Other Penalties
not more than 5 years	\$2,000 - \$50,000	Imprisonment of not more than two years; and six demerit points*

\*Demerit points for existing careless driving provision would apply

# Bicycle, Motorcycle and Pedestrian Safety

## Penalties for Cyclists Not Obeying the Rules of the Road

HTA section	Offence	Set Fine
HTA 62(17)	Improper lighting	\$85
HTA 64(3)	Improper brakes	\$85
HTA 75(5)	No or defective bell/horn	\$85
HTA 104	Fail to wear proper helmet	\$60
HTA 140(1)(a)(b)(c)	Fail to yield to pedestrian	\$150
HTA 140(6)/144(29)	Cyclist – ride in a crossover or crosswalk	\$85
HTA 142	Fail to signal a turn	\$85
HTA 144/136	Traffic signals and signs	\$85
HTA 144(10)	Fail to obey bicycle traffic control signal	\$85
HTA 144(18)	Fail to stop at a red light	\$260
HTA 147	Slow moving traffic travel on right side	\$85
HTA 148(6)	Bicycle fail to turn out to right when overtaken	\$85
HTA 153	Drive wrong way – one way street	\$85
HTA 166	Fail to stop two metres behind streetcar doors and yield to passengers	\$85
HTA 175(12)	Fail to stop for stopped school buses	\$400
HTA 178(1)	Attaching to a vehicle	\$85
HTA 178(2)	Passengers not allowed on bicycle built for one	\$85
HTA 218	Cyclist – fail to stop or to identify self	\$85
HTA Reg 630	Riding on expressways	\$85

\*For complete information on Ontario's Highway Traffic Act (HTA) and the laws and regulations pertaining to cycling, visit [Ontario.ca/laws](https://www.ontario.ca/laws)

# Bicycle, Motorcycle and Pedestrian Safety

## By the numbers



Between 2013 and 2017,  
a total number of

**575**

pedestrians  
were killed in Ontario

Between 2013 and 2017,  
a total number of

**94**

cyclists  
were killed in Ontario

Between 2013 and 2017,  
a total number of

**308**

motorcyclists  
were killed in Ontario

**114**

pedestrians were killed  
on Ontario roads in 2017

**14**

cyclists were killed on  
Ontario roads in 2017

**69**

motorcyclists and  
passengers were killed  
on Ontario roads in 2017



In 2017, pedestrians  
represented  
approximately

**1 in 5**

persons killed on  
Ontario's roads

Unhelmeted cyclists  
accounted for approximately

**40%**

of the fatalities\*

**61%**

of motorcycle drivers  
involved in fatal collisions  
were driving properly\*\*

\* where helmet use was known (helmet use status was known for approximately 92% of fatalities)

\*\* compared to only 29% of drivers of the other vehicles involved in those same collisions in 2017

# Bicycle, Motorcycle and Pedestrian Safety

## Digital

### Digital Publication


Download from the links below:

[Cycling Skills: Ontario's Guide to Safe Cycling](#)

[Young Cyclists Guide](#)

[Pedestrian and Motorists – Be Seen, Be Alert](#)

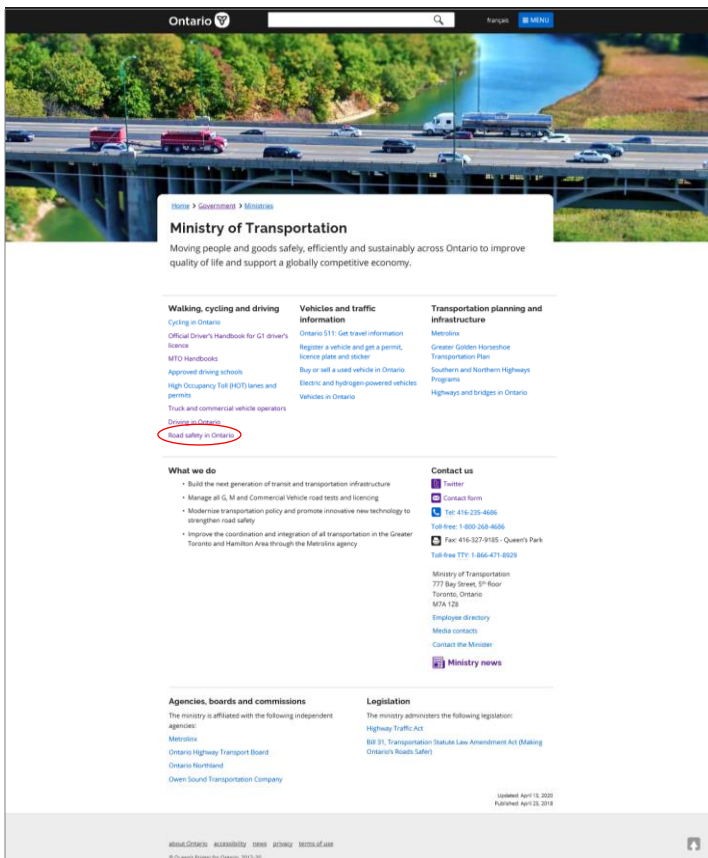
[Official MTO Motorcycle Handbook](#)



### Website

[Ontario.ca/safecycling](https://ontario.ca/safecycling)

[Ontario.ca/pedestriansafety](https://ontario.ca/pedestriansafety)



1 Visit [Ontario.ca/transportation](https://ontario.ca/transportation)

2 Select [Road Safety in Ontario](#)

3 Go to [Motorcycle Safety](#)

Visit [Ontario Electric Kick-Style Scooters](#) for information about e-scooters.

# Bicycle, Motorcycle and Pedestrian Safety

## Social Media

Re-tweet, like and share on your social media channels:

**Release Date** February 3, 2020

**Social Copy** Attn drivers: Be cautious when driving near streetcars and bus stops. Watch out for passengers getting on and off busses and vehicles. For more info: [Ontario.ca/PedestrianSafety](https://Ontario.ca/PedestrianSafety) #PedestrianSafety #SafetyTip



**Link** <https://twitter.com/ONtransport/status/1224347451525599232?s=20>

**Release Date** January 21, 2020

**Social Copy** Pedestrian safety is everyone's responsibility. #BeAlert, #BeAware and #BeSafe. [Ontario.ca/PedestrianSafety](https://Ontario.ca/PedestrianSafety) #PedestrianSafety



**Link** <https://twitter.com/ONtransport/status/1219666736200536064?s=20>

**Release Date** January 10, 2020

**Social Copy** School is back in session. Drivers, always remember to drive slowly through school zones, residential areas and around playgrounds. Do your part to help keep roads safe for Ontario children. [Ontario.ca/PedestrianSafety](https://Ontario.ca/PedestrianSafety) #BackToSchool



**Link** <https://twitter.com/ONtransport/status/1215626950934482945?s=20>

# Bicycle, Motorcycle and Pedestrian Safety

**Release Date** December 10, 2019

**Social Copy** Sharing is caring, let us all share the road. Drivers and cyclists must wait for pedestrians to cross the entire roadway. Pedestrian safety is everyone's responsibility. Learn more: [Ontario.ca/PedestrianSafety](https://Ontario.ca/PedestrianSafety) #PedestrianSafety #SafetyTip



**Link** <https://twitter.com/ONtransport/status/1204400377795244032?s=20>

**Release Date** December 9, 2019

**Social Copy** Attn pedestrians: be sure to wear bright or reflective clothing when it's dark outside. Keep yourself safe. #BeAware and #BeAlert. [Ontario.ca/PedestrianSafety](https://Ontario.ca/PedestrianSafety) #PedestrianSafety #SafetyTip



**Link** <https://twitter.com/ONtransport/status/1204098811423084544?s=20>

**Release Date** October 17, 2019

**Social Copy** Attention Cyclists: We strongly recommend all riders wear a helmet when cycling. Protect yourself and stay safe on the roads. #BicycleSafety #PedestrianSafety



**Link** <https://twitter.com/ONtransport/status/1184839041080090624?s=20>



# Bicycle, Motorcycle and Pedestrian Safety

**Release Date** September 7, 2019

**Social Copy** Sharing is caring, let us all share the road. Drivers and cyclists must wait for pedestrians to cross the entire roadway.  
Learn more: [Ontario.ca/pedestriansafety](https://ontario.ca/pedestriansafety)  
#PedestrianSafety

**Shareable**

Drivers and cyclists must wait for pedestrians to cross the entire roadway at all school crossings and crosswalks



**Link** <https://twitter.com/ONtransport/status/1170313301831630852?s=20>

**Release Date** September 6, 2019

**Social Copy** Watch for motorcycles. Treat them like other vehicles when driving.  
Learn more: <https://ontario.ca/document/official-mto-drivers-handbook/sharing-road-other-road-users>  
#MotorcycleSafety

**Shareable**



**Road Safety Tip:**  
Leave space for motorcycles



**Link** <https://twitter.com/ONtransport/status/1170004217337143297?s=20>

**Release Date** July 31, 2019

**Social Copy** #DYK? All cyclists under 18 must wear a helmet. Make sure your child's head is protected.  
Learn more: <http://mto.gov.on.ca/english/safety/bicycle-safety.shtml>  
#BicycleSafety #HelmetSafety

**Shareable**



**Right**

**Link** <https://twitter.com/ONtransport/status/1156550636634345473?s=20>

# Bicycle, Motorcycle and Pedestrian Safety

**Release Date** July 30, 2019

**Social Copy** #DYK? If you take a government-approved motorcycle safety course your mandatory graduated licence waiting period can be reduced. See a list of approved motorcycle safety courses at <http://mto.gov.on.ca/English/driver>

**Shareable**



**Link** <https://twitter.com/ONtransport/status/1156188189712953344?s=20>

**Release Date** July 29, 2019

**Social Copy** Riding a motorcycle requires your full concentration and attention to remain safe and in control on a motorcycle. Be alert and always ride sober. #MotorcycleSafety

**Shareable**



**Link** <https://twitter.com/ONtransport/status/1155825833447178242?s=20>

**Release Date** July 24, 2019

**Social Copy** #ICYMI: Summer is cycling season. Please drive cautiously and share the road with cyclists. <http://mto.gov.on.ca/english/safety/bicycle-safety.shtml> #BicycleSafety

**Shareable**



**Link** <https://twitter.com/ONtransport/status/1154013951576985603?s=20>

# Bicycle, Motorcycle and Pedestrian Safety

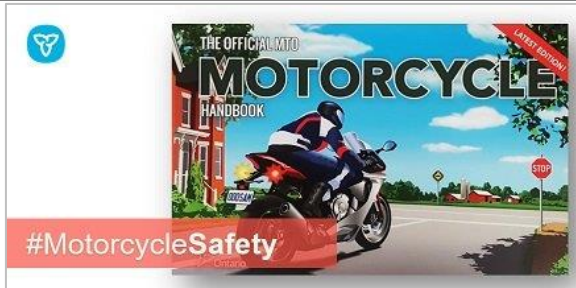
**Release Date** July 23, 2019

**Social Copy** #DYK? The Official Ministry of Transportation Motorcycle Handbook is the only official handbook for motorcycle riders in Ontario that will help you prepare for your knowledge test.

Preview online:

<http://mto.gov.on.ca/english/handbook/motorcycles/index.shtml>

**Shareable**



**Link** <https://twitter.com/ONtransport/status/1153694021346299906?s=20>


**Release Date** July 17, 2019

**Social Copy** #DYK? Summer is cycling season. We have information on bicycle safety from licensing and registration to cycling guides and helmet safety.

<http://mto.gov.on.ca/english/safety/bicycle-safety.shtml>

#BikeSafety

**Shareable**



**Link** <https://twitter.com/ONtransport/status/1151477195963023362?s=20>

Ministry of Transportation social media accounts:

[twitter.com/ONtransport](https://twitter.com/ONtransport)

[facebook.com/OntarioTransportation](https://facebook.com/OntarioTransportation)

[linkedin.com/company/ontario-ministry-of-transportation](https://linkedin.com/company/ontario-ministry-of-transportation)